

PLEXUS

Marine HVAC Components for Boats and Yachts



CATALOGUE

08/2017

PLEXUS CATALOGUE

08/2017

Self Contained ASC – MAP Series	2
Split ASP System – ASP Series	4
Water Chiller – AWC Series	
- Single Chiller	6
- Double Chiller	8
- Triple Chiller	10
- Quadruple Chiller	11
Fan Coil Unit – AFC Series	
- AFC Series (Standard FCU)	12
- AFS-SL Series (Slimline FCU)	14
Accessoires	
- Pumps	16
- Inlet Grill	17
- Outlet Grill	17
- Plenum Box	17
- Installation Kit	18
- Air hose, Air duct	19
- Controller	20
- Valves	21
- Standard Accessories	21

SELF CONTAINED ASC SERIES

Attractive atmosphere in any season of the year -
resistant against seawater.



Product information

- AISI grade 304 stainless steel cabinet and fixing parts
- Condenser with coaxial tubes made of copper nickel 90/10
- Evaporator with copper pipes and blue hydrophilic epoxy coated aluminum fins
- Excellently strong long term resistance against seawater
- Easy installation
- Compact space saving design
- Fan body is able to rotate by 0-90° which enables easy connection of air ducts
- Reverse cycle (heat pump function) as standard
- Stainless steel cabinet ensures low sound level and high protection against outer effects
- 11 capacity ranges from 5.000 up to 36.000 Btu/h cooling capacity available
- Digital control AG04 with wide control panel options
- Very low noise level
- 3 sensors for unit protection and control
- Eco-friendly refrigerent R410A with high performance and efficiency

Scope of Delivery (standard)

- Main unit (refrigerant charged),
- AG04 control unit
- Air outlet adaptor
- Base fixing parts

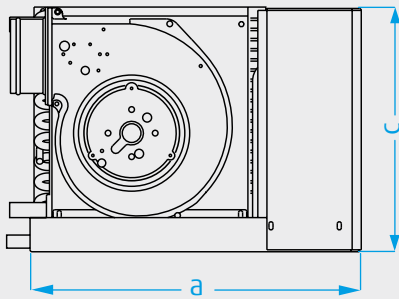


Accessories (optional)

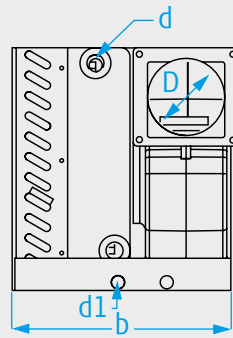
- Seawater pump
- Supply air grill, return air grill, plenum box
- Installation kit

Dimensions

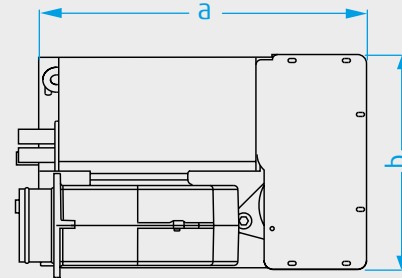
Side view



Front view



Plan view



Capacity Table

MODEL		ASC05	ASC08	ASC10	ASC12	ASC16	ASC18	ASC21	ASC24	ASC27	ASC31	ASC36
Cooling / Heating Capacity	Btu/h	5.000	8.000	10.000	12.000	16.000	18.000	21.000	24.000	27.000	31.000	36.000
	W	1.465	2.343	2.929	3.515	4.687	5.272	6.151	7.030	7.909	9.080	10.545
Power Supply		230 V/1 Ph/50 - 60 Hz										
Power Consumption	W	385	675	765	955	1.260	1.385	1.655	1.905	2.085	2.410	2.715
Operating Current (FLA)	A	2,26	2,9	3,9	4,68	6,64	6,93	7,99	8,84	9,73	11,73	13,12
Start-up Current (LRA)	A	11	16,1	17	19,2	27,2	25,9	42,4	40	60,6	66	74
Duct Diameter / D	mm	100	100	125	125	125	150	150	185	200	2 x 150	2 x 185
Refrigerant		R410A										
Dimensions (mm)	a (Length)	408	417	430	430	489	489	535	532	535	681	680
	b (Width)	279	291	291	291	325	325	329	345*	350*	545	546
	c (Height)	301	301	328	328	351	351	395	394	405	451	501
Net Weight	kg	25	28	29	30	40	42	46	50	55	90	96
Air Flow	m³/h	250	330	480	480	590	700	805	1.000	1.100	1.290	1.450
Condenser Pipe Diameter / d	inch (mm)	3/4" (19)										
Drainage Pipe Diameter / d	inch (mm)	5/8" (16)										
Condenser Water Flow	lt/min	5	8	11	13	17	19	22	25	28	33	38

* For ASC24 and ASC27 120 mm overhang of the fan must be considered in width.

Note: Specifications subject to change

Characteristics based on: COOLING room temp.: 19.5°C / 27°C (F/T) Water Temp.: 35°C
 HEATING room temp.: 16°C / 22°C (F/T) Water Temp.: 8°C

SPLIT ASP SYSTEM SERIES

Split system creates comfortable atmosphere in any season of the year – silent.



Product information

- Split type air conditioners are composed of two parts connected by insulated copper pipes **External unit:** Condensing unit with compressor; is installed outside the room, for instance in the engine room **Internal unit:** Evaporator provides cooling process and fan which transfers the cooled air into the room.
- AISI grade 304 stainless steel cabinet and fixing parts
- Condenser with coaxial tubes made of copper nickel 90/10
- Blue hydrophilic epoxy coated aluminum fins
- Excellently strong long term resistance against seawater
- Space saving
- Reverse cycle (heat pump function) as standard
- 11 capacity ranges from 5.000 up to 36.000 Btu/h cooling capacity available
- Higher capacities possible on request
- Fan body is able to rotate by 0-90° which enables easy connection of air ducts
- Different digital controls optional
- External units are able to feed two internal units that are installed in different rooms (multisplit)
- In case of multisplit various capacity combinations can be used under condition that the sum of internal unit cooling capacities are approximately equal to the external unit capacity

Scope of Delivery (standard)

- Condensing unit (R410A refrigerant charged)
- AG04 control unit with 4m cable
- Air outlet adaptor
- Base fixing parts
- Indoor unit

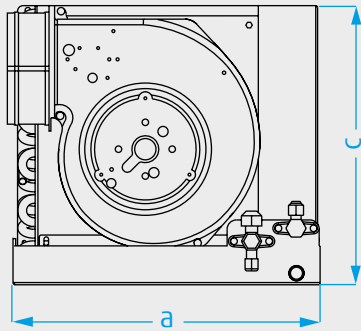


Accessories (optional)

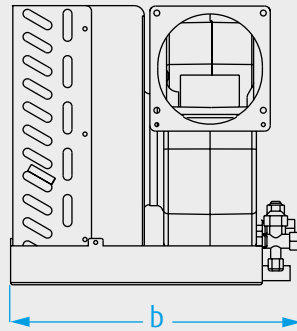
- Seawater pump
- Supply air grill, return air grill
- Installation kit

Dimension (Indoor)

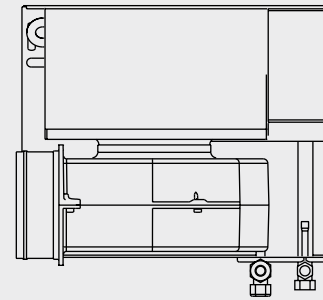
Side view



Front view



Plan view



MODEL		Single / Multi Condensing Unit											
		ASP05	ASP08	ASP10	ASP12	ASP16	ASP18	ASP21	ASP24	ASP27	ASP31	ASP36	
Cooling / Heating Capacity	Btu/h	5.000	8.000	10.000	12.000	16.000	18.000	21.000	24.000	27.000	31.000	36.000	
	W	1.465	2.343	2.929	3.515	4.687	5.272	6.151	7.030	7.909	9.080	10.545	
Power Supply		230 V/1 Ph/50-60 Hz											
Power Consumption	W	385	675	765	955	1.260	1.385	1.655	1.905	2.085	2.410	2.715	
Operating Current (FLA)	A	1,8	2,66	2,85	3,63	4,71	5,18	6,24	7,29	8,18	9,58	10,28	
Required Circuit Protection	A	8	13	13	15	19	19	30	30	38	38	48	
Start-up Current (LRA)	A	11	16,1	17	19,2	27,2	25,9	42,4	40	60,6	66	74	
Duct Diameter	mm	100	100	125	125	125	150	150	185	200	2 x 150	2 x 185	
Refrigerant		R410A											
Condenser Water Flow	lt/min	5	8	11	13	17	19	22	25	28	33	38	
Condenser Pipe Diameter	inch (mm)	3/4" (19)											
Dimensions	a, Length	mm	275	275	275	275	335	335	359	359	360	450	450
	b, Width	mm	255	270	269	269	270	270	269	269	270	350	350
	c, Height	mm	305	305	332	332	355	355	417	417	428	450	500
Net Weight	kg	17	19	20	21	26	27	30	33	37	42	44	

MODEL		Single / Multi Indoor Unit										
		ASP05-I	ASP08-I	ASP10-I	ASP12-I	ASP16-I	ASP18-I	ASP21-I	ASP24-I	ASP27-I	ASP31-I	ASP36-I
Cooling / Heating Capacity	Btu/h	5.000	8.000	10.000	12.000	16.000	18.000	21.000	24.000	27.000	31.000	36.000
	W	1.465	2.343	2.929	3.515	4.687	5.272	6.151	7.030	7.909	9.080	10.545
Power Supply		230 V/1 Ph/50-60 Hz										
Operating Current (FLA)	A	0,46	0,46	1,05	1,05	1,75	1,75	1,75	1,55	1,55	2,15	2,84
Air Flow	m³/h	250	330	480	480	590	700	805	1.000	1.100	1.450	1.650
Drainage Pipe Diameter	inch (mm)	5/8" (16)										
Dimensions (mm)	a (Length)	338	333	333	333	408	408	422	422	440	550	550
	b (Width)	250	272	272	272	310	310	321	321*	321*	545	545
	c (Height)	301	301	301	301	352	352	389	390	402	445	500
Net Weight	kg	9	10	10	10	17	17	18	19	20	26	28

* For ASP24-I and ASP27-I 120 mm overhang of the fan must be considered in width.

Characteristics based on: COOLING room temp.: 19.5°C / 27°C (FT/TT) Water Temp.: 35°C
 HEATING room temp.: 16°C / 22°C (FT/TT) Water Temp.: 8°C

WATER CHILLER AWC SERIES

**Modular Systems -
for any cooling demand**



Quadruple Chiller

Product information

- Water chiller as single modules, for higher capacity ranges connected to each other forming multi modules, with common chassis on request
- Capacity ranges from 24.000 up to 72.000 Btu/h cooling capacity available, as multi modules up to 500.000 Btu/h or higher on request
- Easy transportation and installation by compact single modules
- High availability by redundancy through multi modules, without interruption during service
- AISI grade 304 stainless steel fittings and cabinet
- Condenser with coaxial tubes made of copper nickel 90/10
- Excellently strong long term resistance against seawater
- Evaporator with AISI 316 plate type heat exchanger
- Reverse cycle (heat pump function) as standard, connected to fan coil units for both heating and cooling of rooms
- 230 V, 50/60 Hz, 1 Ph and 400 V, 50/60 Hz, 3 Ph power supply options
- Very compact design
- Danfoss MCX series digital control unit
- Refrigerant and water flow side protections
- Lower start up current and higher efficiency by inverter AWC chiller versions on request

Scope of Delivery (standard)

- Main unit (R410A charged chiller)
- Danfoss MCX series digital control unit
- Base fixing parts



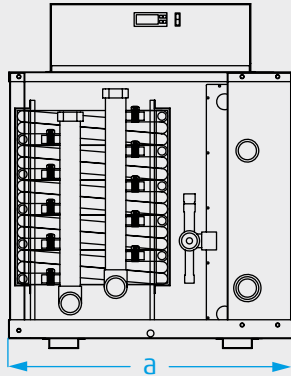
Accessories (optional)

- Additional control display
- Flow switch
- Seawater pump, chilled water pump
- Seawater regulation valve
- Installation kit

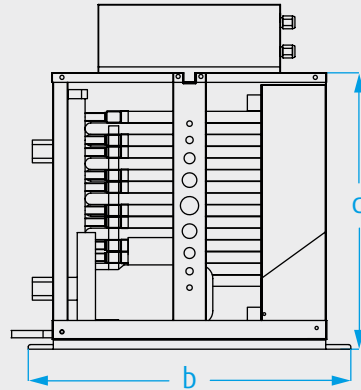


Dimensions

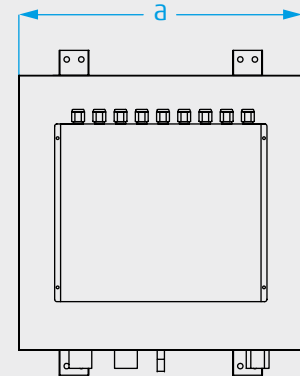
Side view



Front view



Plan view



Capacity Table (Single Chiller)

MODEL		Single Chiller						
		AWC024-1125R	AWC030-1125R / 1335R	AWC036-1125R / 1335R	AWC048-1335R	AWC060-1335R	AWC072-1335R	
Cooling Capacity	Btu/h	24.000	30.000	36.000	48.800	60.000	72.000	
	kW	6,9	8,8	10,4	14,3	17,4	21,1	
Heating Capacity	Btu/h	22.400	30.000	34.500	47.500	58.500	70.500	
	kW	6,5	8,8	10,1	13,9	17,1	20,7	
Power Supply		230V - 1Ph - 50 Hz (-2125R) / 400V - 3 Ph - 50 Hz (-2335R)						
Locked Rotor Amps (LRA)	A	28	36 / 52	48 / 65.5	69	91	96.5	
Full Load Amps (FLA)	A	8.85	11.73 / 5.5	13.2 / 6.5	7.8	8.5	11.5	
Power Consumption Unit	KW	1,47	2,76	3,32	3,87	4,42	6,10	
Refrigerant - Refrigerant Control		Capillary Tube - R410a	Capillary / TXV - R410a		TXV - R410a			
Condenser Type		Cu/Ni 90/10 - Coaxial Tube						
Compressor Type		Rotary	Rotary / Scroll	Rotary / Scroll	Scroll	Scroll	Scroll	
Evaporator Type		Plate Type Heat Exchanger - Stainless Steel AISI 316						
Casing incl. Connection elements		Stainless Steel, AISI 304						
Control Unit, Type		DANFOSS Digital Chiller Controller						
Pipe Diameter	Condenser	inch	3/4" x 2	3/4" x 2	3/4" x 2	3/4" x 2	1 1/4" x 2	1 1/4" x 2
	Evaporator	inch	1"	1"	1"	1"	1 1/4"	1 1/4"
	Condensate Discharge	mm	5/8"					
Chilled Water Flow Condenser		l/min	26	32	36	48	60	70
Chilled Water Flow Evaporator		l/min	24	30	33	46	58	68
Dimensions								
a (Length)		mm	485	525	525	550	550	550
b (Width)		mm	325	400	400	450	450	450
c (Height)		mm	450	500	500	550	550	550
Weight, net		kg	36	55	58	70	80	89

Capacities based on: Cooling Mode Chilled Water: 7°C / 12°C Seawater: 35°C
 Heating Mode Hot Water: 45°C / 40°C Seawater: 12°C

AWC SERIES

Capacity Table (Double Chiller)

MODEL		Double Chiller						
		AWC048-2125R	AWC060-2125R / 2335R	AWC072-2125R / 2335R	AWC096-2335R	AWC120-2335R	AWC144-2335R	
Cooling Capacity	Btu/h	49.200	64.000	75.000	97.600	116.000	144.000	
	kW	14,4	18,7	21,9	28,5	33,9	42,1	
Heating Capacity	Btu/h	44.800	58.500	70.000	94.400	112.500	138.000	
	kW	13,1	18,1	20,5	27,6	32,9	40,4	
Power Supply		230V - 1Ph - 50 Hz (-2125R) / 400V - 3 Ph - 50 Hz (-2335R)						
Locked Rotor Amps (LRA)	A	46	55 / 68	61.12 / 72	77	100	108	
Full Load Amps (FLA)	A	17	22 / 11,68	26.24 / 13	15,6	17	23	
Power Consumption Unit	KW	3,1	6,1	7,2	8,3	9,4	12,7	
Refrigerant - Refrigerant Control		Capillary Tube - R410a	TXV - R410a					
Condenser Type		Cu/Ni 90/10 - Coaxial Tube						
Compressor Type		Rotary	Rotary / Scroll	Rotary / Scroll	Scroll	Scroll	Scroll	
Evaporator Type		Plate Type Heat Exchanger - Stainless Steel AISI 316						
Casing incl. Connection elements		Stainless Steel, AISI 304						
Control Unit, Type		DANFOSS Digital Chiller Controller						
Pipe Diameter	Condenser	inch	3/4" x 2	3/4" x 2	3/4" x 2	3/4" x 2	1 1/4" x 2	1 1/4" x 2
	Evaporator	inch	1 1/4"	1 1/4"	1 1/4"	1 1/4"	1 1/2"	1 1/2"
	Condensate Discharge	mm	5/8"					
Chilled Water Flow Condenser	l/min	48	60	72	96	120	144	
Chilled Water Flow Evaporator	l/min	40	50	60	80	100	120	
Dimensions								
a (Length)	mm	900	900	900	900	1000	1000	
b (Width)	mm	505	505	505	505	550	550	
c (Height)	mm	655	655	655	655	700	700	
Weight, net	kg	95	105 /135	125	160	175	185	

Capacities based on: Cooling Mode
Heating Mode

Chilled Water: 7°C / 12°C
Hot Water: 45°C / 40°C

Seawater: 35°C
Seawater: 12°C

AWC SERIES

Capacity Table (Triple Chiller)

MODEL		Triple Chiller						
		AWC072-3125R	AWC090-3125R / 3335R	AWC108-3125R / 3333R	AWC144-3335R	AWC180-3335R	AWC216-3335R	
Cooling Capacity	Btu/h	72.000	90.000	108.000	144.000	180.000	216.000	
	kW	21,1	26,3	31,6	42,2	52,7	63,3	
Heating Capacity	Btu/h	68.000	88.000	105.000	142.500	170.000	211.500	
	kW	20,0	25,6	30,5	41,5	49,3	61,3	
Power Supply		(3125R) 230V - 1Ph - 50Hz / (3335R) 400V - 3Ph - 50Hz						
Locked Rotor Amps (LRA)	A	55	62 / 74	75 / 80	85	110	132	
Full Load Amps (FLA)	A	27	34,5 / 18	37,5 / 19,5	23,5	25	35	
Power Consumption Unit	KW	4,9	10,0	10,5	12,7	13,8	19,4	
Refrigerant - Refrigerant Control		Capillary Tube	R410A - TXV					
Condenser Type		Coaxial Tube, CuNi 90/10						
Compressor Type		Rotary	Rotary / Scroll	Rotary / Scroll	Scroll	Scroll	Scroll	
Evaporator Type		Plate Type Heat Exchanger - Stainless Steel, AISI 316						
Casing incl. Connection elements		Stainless Steel, AISI 304						
Control Unit, Type		DANFOSS Digital Chiller Controller						
Pipe Diameter	Condenser	inch	3/4" x 3	3/4" x 3	3/4" x 3	1 1/4" x 3	1 1/4" x 3	1 1/4" x 3
	Evaporator	inch	1 1/2"	1 1/2"	1 1/2"	2"	2"	2"
	Condensate Discharge	mm	5/8" x 2					
Chilled Water Flow Condenser	l/min	72	92	108	144	180	216	
Chilled Water Flow Evaporator	l/min	60	75	90	120	150	180	
Dimensions								
a (Length)	mm	1250	1250	1250	1250	1250	1250	
b (Width)	mm	425	425	425	700	700	700	
c (Height)	mm	580	580	580	850	850	850	
Weight, net	kg	145	160 / 200	190	240	265	285	

Capacities based on: Cooling Mode
Heating Mode

Chilled Water: 7°C / 12°C
Hot Water: 45°C / 40°C

Seawater: 35°C
Seawater: 12°C

AWC SERIES

Capacity Table (Quadruple Chiller)

MODEL		Quadruple Chiller						
		AWC120-4125R	AWC144-4125R	AWC192-4335R	AWC240-4335R	AWC288-4335R	AWC300-4335C	
Cooling Capacity	Btu/h	120.000	144.000	192.000	240.000	288.000	300.000	
	kW	35,1	42,1	56,2	70,3	84,8	87,9	
Heating Capacity	Btu/h	117.000	138.000	190.000	225.000	276.000	-	
	kW	33,9	40,0	55,1	65,3	80,0	-	
Power Supply		(4125R) 230V - 1Ph - 50Hz / (4335R) 400V - 3Ph - 50Hz						
Locked Rotor Amps (LRA)	A	77	86.36	92.60	117	131	145	
Full Load Amps (FLA)	A	44	52,48	31,2	34	46	55	
Power Consumption Unit	KW	8,1	9,5	17,1	18,8	25,4	30,4	
Refrigerant - Refrigerant Control		R410A - TXV						
Condenser Type		Coaxial Tube, CuNi 90/10						
Compressor Type		Rotary	Rotary	Scroll	Scroll	Scroll	Scroll	
Evaporator Type		Plate Type Heat Exchanger - Stainless Steel, AISI 316						
Casing incl. Connection elements		Stainless Steel, AISI 304						
Control Unit, Type		DANFOSS Digital Chiller Controller						
Pipe Diameter	Condenser	inch	3/4" x 4	3/4" x 4	1 1/2" x 2	1 1/2" x 2	1 1/2" x 2	1 1/2" x 2
	Evaporator	inch	1 1/4"	1 1/4"	2"	2"	2"	2"
	Condensate Discharge	mm	5/8" x 2					
Chilled Water Flow Condenser	l/min	120	144	192	240	288	300	
Chilled Water Flow Evaporator	l/min	100	120	160	200	240	250	
Dimensions								
a (Length)	mm	1.750	1.750	1.800	1.800	1.800	1.800	
b (Width)	mm	550	550	600	600	600	600	
c (Height)	mm	575	575	700	700	700	700	
Weight, net	kg	-	-	-	-	-	-	

Capacities based on: Cooling Mode
Heating Mode

Chilled Water: 7°C / 12°C
Hot Water: 45°C / 40°C

Seawater: 35°C
Seawater: 12°C

AWC SERIES

Quatruple Chiller				
AWC360-4335C	AWC400-4335C	AWC480-4335C	AWC520-4335C	AWC600-4335C
360.000	400.000	480.000	520.000	600.000
105,1	117,2	140,7	152,4	175,9
-	-	-	-	-
-	-	-	-	-
(4125R) 230V - 1Ph - 50Hz / (4335R) 400V - 3Ph - 50Hz				
163	200	238	245	260
60	67	74	83	92
33,2	37,1	40,9	45,9	50,9
R410A - TXV				
Coaxial Tube, CuNi 90/10				
Scroll	Scroll	Scroll	Scroll	Scroll
Plate Type Heat Exchanger - Stainless Steel, AISI 316				
Stainless Steel, AISI 304				
DANFOSS Digital Chiller Controller				
1 1/4" x 4	1 1/4" x 4	1 1/4" x 4	1 1/4" x 4	1 1/4" x 4
2 1/2"	2 1/2"	2 1/2"	3"	3"
5/8" x 2				
360	400	480	520	600
300	335	400	435	500
2000	2000	2000	2100	2100
700	700	700	1000	1000
1000	1000	1100	1300	1300
-	-	-	-	-

FAN COIL UNITS AFC SERIES

For all chilled water AC systems –
premium and compact.



Standard FCU

Product information

- Fan coil units temper the air of different rooms by connection to water chiller units. Hot or cold water supplied by the water chiller in the engine room flows through the fan coil units.
- Total capacities of fan coil units installed in the rooms are approximately equal to the chiller unit capacity.
- AISI 304 stainless steel cabinet and fixing parts
- Evaporator with copper pipes and blue hydrophilic epoxy coated aluminum fins
- Excellently strong long term resistance against salted air
- Very low noise level
- 8 capacity ranges from 5.000 up to 24.000 Btu/h cooling capacity available
- Higher capacities possible on request
- Space saving design
- Special control unit options, excellent view, sophisticated functions
- For limited installation spaces, AFS-SL vertical and horizontal slimline is also available
- 0-90° rotating fan housing
- Two different sensors for wide data communication with digital control AG02

Scope of Delivery (standard)

- Fan coil
- Air outlet adaptor
- Base fixing parts



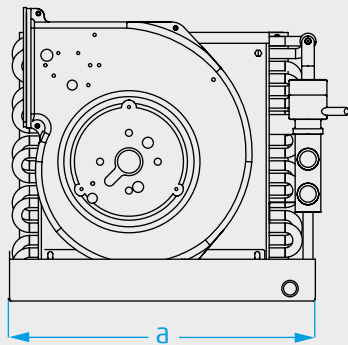
Accessories (optional)

- AG02 digital control unit
- Supply air grill, return air grill
- 3-way valve
- Air ducts and clamps

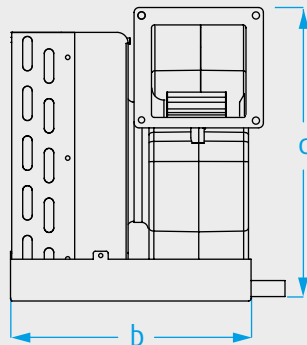


Dimensions

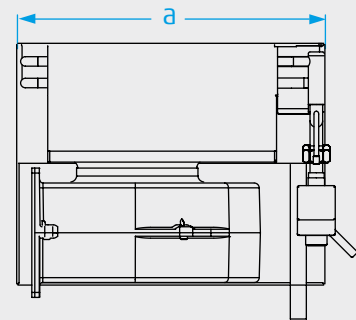
Side view



Front view



Plan view



Capacity Table

MODEL		AFC Serie							
		AFC05	AFC08	AFC10	AFC12	AFC16	AFC18	AFC21	AFC24
Cooling Capacity	Btu/h	5.000	8.000	10.000	12.000	16.000	18.000	21.000	24.000
	W	1,46	2,34	2,93	3,51	4,69	5,27	6,15	7,03
Power Supply		230V - 1Ph - 50-60Hz							
Fan Motor Power	W	105	105	240	240	400	400	400	355
Operating Current	A	0,50	0,50	0,50	1,10	1,10	1,75	1,75	1,60
Duct Diameter	mm	100	100	125	125	125	150	150	185
Air Flow	m ³ /h	275	325	430	550	580	675	775	875
Dimensions									
a (Length)	mm	310	310	340	340	410	410	455	455
b (Width)	mm	255	270	270	270	288	288	318	441
c (Height)	mm	295	295	320	320	320	320	345	345
Weight, net	kg	9,8	10,2	12,5	12,5	16,5	16,5	19	19

Characteristics based on: COOLING room temp.: 19.5°C / 27°C (Ft/TT)
 HEATING room temp.: 16°C / 22°C (Ft/TT)

FAN COIL UNITS AFS-SL SERIES

For all chilled water AC systems –
premium and compact.

Slimline FCU



Product information

- Fan coil units temper the air of different rooms by connection to water chiller units. Hot or cold water supplied by the water chiller in the engine room flows through the fan coil units
- Total capacities of fan coil units installed in the rooms are approximately equal to the chiller unit capacity
- AISI 304 stainless steel cabinet and fixing parts
- Evaporator with copper pipes and blue hydrophilic epoxy coated aluminum fins
- Excellently strong long term resistance against salted air
- Excellent low noise level
- 8 capacity ranges from 5.000 up to 24.000 Btu/h cooling capacity available
- Higher capacities possible on request
- Space saving design
- Special control unit options, excellent view, sophisticated functions with 2 different sensors
- 180° rotating fan housing can be adapted to less space easily

Scope of Delivery (standard)

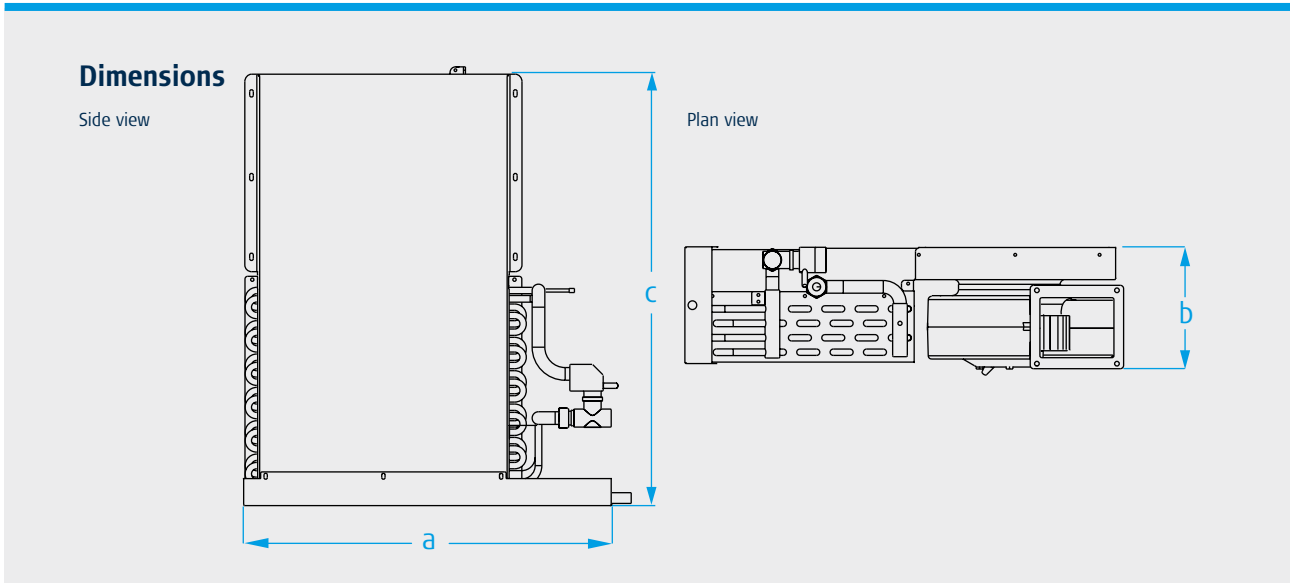
- Fan coil unit
- Air outlet adaptor
- Base fixing parts



Accessories (optional)

- AG02 digital control unit
- Air ducts and clamps
- Supply air grill, return air grill
- 3-way valve





Capacity Table

AFS Slimline Fan Coil (Vertical) MODEL		AFS05	AFS08	AFS10	AFS12	AFS16	AFS18	AFS21	AFS24	
Cooling Capacity	Btu/h	5.000	8.000	10.000	12.000	16.000	18.000	21.000	24.000	
	kW	1,46	2,34	2,93	3,51	4,69	5,27	6,15	7,03	
Power Supply		230V - 1Ph - 50Hz								
Fan Motor Power	W	105	105	240	240	400	400	400	355	
Operating Current	A	0,50	0,50	1,10	1,10	1,75	1,75	1,75	1,60	
Duct Diameter	mm	100	100	125	125	125	150	150	185	
Air Flow	m³/h	275	325	430	550	580	675	775	875	
Chilled Water Temperature		inlet / outlet 7°C / 12°C								
Dimensions	a (Length)	mm	418	418	450	450	450	450	555	555
	b (Width)	mm	150	170	175	175	175	175	175	175*
	c (Height)	mm	545	545	607	607	636	636	658	647
Weight, net	kg	10,8	11,2	13,5	13,5	17,5	17,5	20	23	

AFS Slimline Fan Coil (Horizontal) MODEL		AFSH05	AFSH08	AFSH10	AFSH12	AFSH16	AFSH18	AFSH21	AFSH24	
Cooling Capacity	Btu/h	5.000	8.000	10.000	12.000	16.000	18.000	21.000	24.000	
	kW	1,46	2,34	2,93	3,51	4,69	5,27	6,15	7,03	
Power Supply		230V - 1Ph - 50Hz								
Fan Motor Power	W	105	105	240	240	400	400	400	355	
Operating Current	A	0,50	0,50	1,10	1,10	1,75	1,75	1,75	1,60	
Duct Diameter	mm	100	100	125	125	125	150	150	185	
Air Flow	m³/h	275	325	430	550	580	675	775	875	
Chilled Water Temperature		inlet / outlet 7°C / 12°C								
Dimensions	a (Length)	mm	550	550	600	600	632	632	670	685
	b (Width)	mm	410	430	430	430	430	430	475	475
	c (Height)	mm	200	205	205	205	205	205	205	205*
Weight, net	kg	11,8	12,2	14,5	14,5	18,5	18,5	21	24	

* For AFS24 150 mm overhang of the fan must be considered in width. Note: Specifications subject to change

Characteristics based on: 35°C
 COOLING room temp.: 19.5°C / 27°C (FT/TT)
 HEATING room temp.: 16°C / 22°C (FT/TT)

PUMPS



APA0508

AC Performance range	5.000 - 8.000 Btu/h
Max. Flow volume	18.5 l/min
Max. Delivery head	2.7 m
Not self-priming, for dry installation	



APA1016

AC Performance range	10.000 - 16.00 Btu/h
Max. Flow volume	33 l/min
Max. Delivery head	4.5 m
Not self-priming, for dry installation	



APA1824

AC Performance range	18.000 - 24.000 Btu/h
Max. Flow volume	50 l/min
Max. Delivery head	4.7 m
Not self-priming, for dry installation	



APA2736

AC Performance range	27.000 - 36.000 Btu/h
Max. Flow volume	60.5 l/min
Max. Delivery head	6.3 m
Not self-priming, for dry installation	



APL SERIES

Submerged model available on request

GRILLS



Inlet Grill (Return Air)

CODE	CAPACITY CODES	Dimensions	
		inch	mm
aluminium return air grill (single row)			
BRG0510	ASC / ASP / AFC / AFS SERIES 05 - 10	4 x 10	101,6 x 254
BRG1216	ASC / ASP / AFC / AFS SERIES 12 - 16	6 x 10	152,4 x 254
BRG1836	ASC / ASP / AFC / AFS SERIES 18 - 36	8 x 12	203 x 304,8



Outlet Grill (Supply Air)

CODE	CAPACITY CODES	Dimensions	
		inch	mm
aluminium supply air grill (double raw)			
BSG0508	ASC / ASP / AFC / AFS SERIES 05 - 08	4 x 8	101,6 x 203
BSG1016	ASC / ASP / AFC / AFS SERIES 10 - 16	4 x 10	101,6 x 254
BSG1821	ASC / ASP / AFC / AFS SERIES 18 - 21	5 x 12	127 x 304,8
BSG2427	ASC / ASP / AFC / AFS SERIES 24 - 27	6 x 12	152,4 x 304,8
BSG0031	ASC / ASP / AFC / AFS SERIES 31	2 pcs. 5 x 12	2 pcs. 127 x 304,8
BSG0036	ASC / ASP / AFC / AFS SERIES 36	2 pcs. 6 x 12	2 pcs. 152,4 x 304,8



Plenum Box

CODE	CAPACITY CODES	Dimensions	
		inch	mm
aluminium supply air grill (double raw)			
BPB0508	ASC / ASP / AFC / AFS SERIES 05 - 08	4	102
BPB1016	ASC / ASP / AFC / AFS SERIES 10 - 16	5	127
BPB1821	ASC / ASP / AFC / AFS SERIES 18 - 21	6	152
BPB0024	ASC / ASP / AFC / AFS SERIES 24	7,3	185
BPB0027	ASC / ASP / AFC / AFS SERIES 27	7,9	200
BPB0031	ASC / ASP / AFC / AFS SERIES 31	2 x 6	2 x 152
BPB0036	ASC / ASP / AFC / AFS SERIES 36	2 x 7,3	2 x 185

* One Plenum box is necessary per each air outlet grid!

INSTALLATION KIT



SCK0508 Installation Kit for ASC05-08

- 3/4" Seawater hose (15 m)
- 5/8" Dewatering tube (3 m)
- Ø102 mm Air hose, insulated, PVC (3 m)
- Inlet strainer (1 Pcs.)
- Seawater filter (1 Pcs.)
- Seawater outlet (1 Pcs.)
- 3/4" Ball valve (1 Pcs.)
- 3/4" Hose - connection sleeve (1 Pcs.)
- Ø19 mm Hose clamp, stainless (10 Pcs.)
- Clamp for air hose, stainless (2 Pcs.)

SCK1016 Installation Kit for ASC10-16

- 3/4" Seawater hose (15 m)
- 5/8" Dewatering tube (3 m)
- Ø125 mm Air hose, insulated, PVC (3 m)
- Inlet strainer (1 Pcs.)
- Seawater filter (1 Pcs.)
- Seawater outlet (1 Pcs.)
- 3/4" Ball valve (1 Pcs.)
- 3/4" Hose - connection sleeve (1 Pcs.)
- Ø19 mm Hose clamp, stainless (10 Pcs.)
- Clamp for air hose, stainless (2 Pcs.)

SCK1821 Installation Kit for ASC18-21

- 3/4" Seawater hose (15 m)
- 5/8" Dewatering tube (3 m)
- Ø152 mm Air hose, insulated, PVC (3 m)
- Inlet strainer (1 Pcs.)
- Seawater filter (1 Pcs.)
- Seawater outlet (1 Pcs.)
- 3/4" Ball valve (1 Pcs.)
- 3/4" Hose - connection sleeve (1 Pcs.)
- Ø19 mm Hose clamp, stainless (10 Pcs.)
- Clamp for air hose, stainless (2 Pcs.)

SCK0024 Installation Kit for ASC24

- 3/4" Seawater hose (15 m)
- 5/8" Dewatering tube (3 m)
- Ø185 mm Air hose, insulated, PVC (3 m)
- Inlet strainer (1 Pcs.)
- Seawater filter (1 Pcs.)
- Seawater outlet (1 Pcs.)
- 3/4" Ball valve (1 Pcs.)
- 3/4" Hose - connection sleeve (1 Pcs.)
- Ø19 mm Hose clamp, stainless (10 Pcs.)
- Clamp for air hose, stainless (2 Pcs.)

SCK0027 Installation Kit for ASC27

- 3/4" Seawater hose (15 m)
- 5/8" Dewatering tube (3 m)
- Ø200 mm Air hose, insulated, PVC (3 m)
- Inlet strainer (1 Pcs.)
- Seawater filter (1 Pcs.)
- Seawater outlet (1 Pcs.)
- 3/4" Ball valve (1 Pcs.)
- 3/4" Hose - connection sleeve (1 Pcs.)
- Ø19 mm Hose clamp, stainless (10 Pcs.)
- Clamp for air hose, stainless (2 Pcs.)

SCK0031 Installation Kit for ASC31

- 3/4" Seawater hose (15 m)
- 5/8" Dewatering tube (3 m)
- Ø152 mm Air hose, insulated, PVC (6 m)
- Inlet strainer (1 Pcs.)
- Seawater filter (1 Pcs.)
- Seawater outlet (1 Pcs.)
- 3/4" Ball valve (1 Pcs.)
- 3/4" Hose - connection sleeve (1 Pcs.)
- Ø19 mm Hose clamp, stainless (10 Pcs.)
- Clamp for air hose, stainless (4 Pcs.)

SCK0036 Installation Kit for ASC36

- 3/4" Seawater hose (15 m)
- 5/8" Dewatering tube (3 m)
- Ø185 mm Air hose, insulated, PVC (6 m)
- Inlet strainer (1 Pcs.)
- Seawater filter (1 Pcs.)
- Seawater outlet (1 Pcs.)
- 3/4" Ball valve (1 Pcs.)
- 3/4" Hose - connection sleeve (1 Pcs.)
- Ø19 mm Hose clamp, stainless (10 Pcs.)
- Clamp for air hose, stainless (4 Pcs.)

AIR HOSE, AIR DUCT

Air Duct, insulated, PVC

TYPE	Abmessungen
L 100	Ø102 mm, inside
L 125	Ø125 mm, inside
L 150	Ø152 mm, inside
L 185	Ø185 mm, inside

Y Air duct (Stainless steel)

MODEL	For Series	Dimensions
CM -1002100	ASC - Series ASP - Series AFC - Series AFS - Series	Ø100mm Inlet 2 x Ø100mm Outlet
CM -1252100		Ø125mm Inlet 2 x Ø100mm Outlet
CM -1252125		Ø125mm Inlet 2 x Ø125mm Outlet
CM -1502125		Ø150mm Inlet 2 x Ø125mm Outlet
CM -1852125		Ø185mm Inlet 2 x Ø125mm Outlet
CM -1852150		Ø185mm Inlet 2 x Ø150mm Outlet

CONTROLLER



AG02 Digital Controller

- With 4m connection cable
- Including additional electrical terminal box



Siemens RAB10 Room-Thermostat

- Including additional electrical terminal box

VALVES / STANDARD ACCESSORIES

VALVE



3-Way Valve

MODEL	For Series
3-Way -Valve, with actuator	ASP, AFC, ASF Series

STANDARD ACCESSORIES



Air outlet nozzle (Stainless steel)

Items	For Series
2 Pcs	ASC, ASP, AFC, ASF Series



Fastening angles (Chrome)

Items	For Series
2 Pcs.	ASC, ASP, AFC, ASF Series
4 Pcs.	AWC - Series



Let's discuss your individual needs.

We will be glad to assist you - by phone or on-site.

The core competencies of the Products division are:

- Product development and design
- Consultancy, selection of equipment and components
- Quality assurance

HEFKO Products with outstanding know how is offering excellent support to their customers with the development of efficient and economic solutions. For the fabrication of its products HEFKO Products draws on an excellent production base consisting of experienced and certified manufacturers which have been for many years among the leading companies in their business fields.

Different product lines represent the vast experience in maritime applications and the sense for functionality, quality and design.

HEFKO GMBH

Alter Teichweg 63

22049 Hamburg

Phone: +49 (0)40-429 33 678-3

Fax: +49 (0)40-429 33 678-7

E-Mail: info@hefko.de